

LSS SERIES

Commercial Lighting

WESTGATE
THE FUTURE IS HERE...AND IT'S QUITE BRIGHT!

LSS-2FT-20W-MCT-BK

MCT Multi Color Temperature (Selectable)



Avail Finish:



Customer Name: _____

Project Name: _____

Note: _____

Type: _____



LED Strip Light is a cost-effective, energy-efficient lighting fixture for surface mount applications such as corridors, stairwells, public rooms, schools, hospitals utility areas, etc.

Ideal choice for residential, commercial, and industrial lighting. Steady performance and long lifetime. Ideal for applications requiring fixtures with motion sensor or battery backup, see factory-installed options below

23 1/2"(L) x 2 3/5"(W) x 2 2/3"(H)

Features

- High Lumen Efficiency
- Ceiling Mount or Suspended Mount
- Linkable (Optional Alignment Bracket Available)
- MCT: Multi Color Temperature (Selectable Switch Inside Fixture)

Technical Specifications

Electrical:

- Voltage: 120-277VAC 60Hz
- Wattage: 20W
- Power Factor: >0.99
- Efficacy: 130 LPW

Mechanical:

- Black Finish
- High Lumen Efficiency Lumen
- Lens: Polycarbonate Frosted Lens, Shatter Resistant
- Rated life: 50,000 Hrs
- Ceiling Mount or Suspended Mount
- Operating Temperature: -4°F -122°F
- Housing: Cold-rolled Steel
- IP20, Indoor Use Only
- 5-Year Warranty

Lighting:

- Dimmable: 0~10V Dimming
- Total Lumens: 2600LM
- Color Temperatures: 3500K/ 4000K/ 5000K
- Multi-CCT (Selectable switch inside fixture)
- Color Rendering Index: CRI ≥ 80
- Reduces Energy Consumption Up to 80% Compared to a Fluorescent Fixture

Applications:

- LED Strip Light is a cost-effective, energy-efficient lighting fixture for surface mount applications such as corridors, stairwells, public rooms, schools, hospitals utility areas, etc.
- Ideal for applications requiring fixtures with motion sensor or battery backup, see factory-installed options below
- Ideal for residential, commercial, and industrial lighting. Steady performance and long lifetime

Other Models:

- 25W | 3250LM | LSS-4FT-25W-MCT
- 32W | 4160LM | LSS-4FT-32W-MCT
- 46W | 5980LM | LSS-4FT-46W-MCT

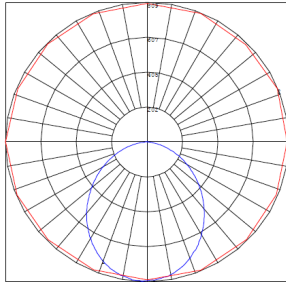
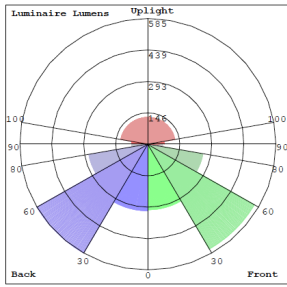


Phone: (877) 805-2252 | Fax: (877) 805-2252
www.westgatemfg.com |

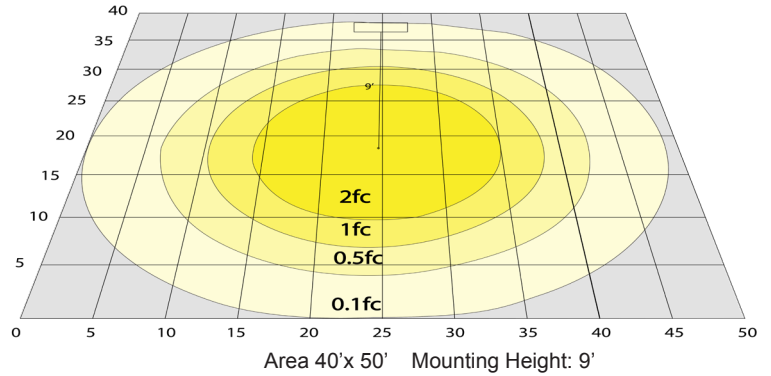


WG-Z9-Z9-ZZ

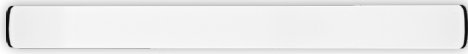
Photometrics: LSS-2FT-20W-MCT-BK



BUD Rating: B1-U3-G1



Other Views:



Side View



End View



Back View

Performance Table: LSS-2FT-20W-MCT-BK

MODEL NO.	Wattage	Voltage	Lumens	Color Temp.	BUG Rating	LPW
LSS-2FT-20W-MCT-BK	20W	120~277V	2600LM	3500K 4000K 5000K	B1-U3-G1	130

Sample Ordering

Model	Size	Wattage	Color Temp.	Housing
LSS	2FT	20W	MCT	BK

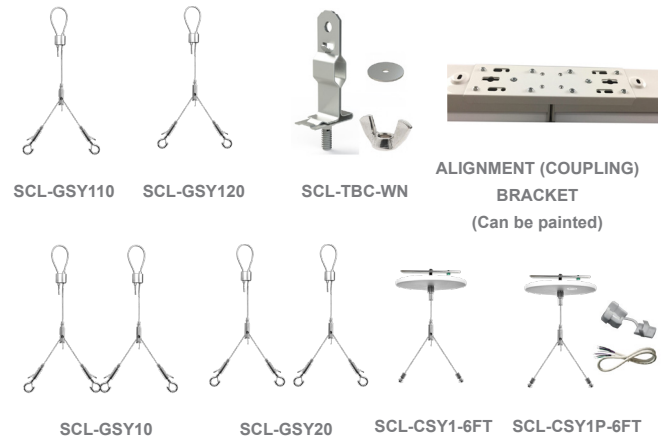
Accessories:

Blank = No Option For Accessories
LSS-CB2 = ALIGNMENT BRACKET
SCL-TBC-WN = T-BAR CLIP WITH SUSPENSION HOLE ON TOP. WING NUT AND WASHER INCL.
SCL-GSY10 = HEAVY-DUTY ADJUSTABLE 1/16" 10FT. SUSPENSION KIT WITH Y-CONNECTOR & LOOP GRIPPER & HOOKS - 70 LBS. MAX LOAD (2 PER SET)
SCL-GSY20 = HEAVY-DUTY ADJUSTABLE 1/16" 20FT. SUSPENSION KIT WITH Y-CONNECTOR & LOOP GRIPPER & HOOKS - 70 LBS. MAX LOAD (2 PER SET)
SCL-GSY110 = ADJ. 20FT 1/16in SINGLE SUSPENSION CABLE WITH Y HOOK ENDS. LOOP GRIPPER ON TOP 70 LBS. MAX LOAD (ORDER 3 FOR 8FT.)
SCL-GSY120 = ADJ. 20FT 1/16in SINGLE SUSPENSION CABLE WITH Y HOOK ENDS. LOOP GRIPPER ON TOP 70 LBS. MAX LOAD (ORDER 3 FOR 8FT.)
SCL-CSY1-6FT = ADJ. 6FT 1/16in SINGLE SUSPENSION 5in CANOPY SET WITH Y DOUBLE KEY-HOLE END CONNECTORS, NONPOWER SIDE
SCL-CSY1P-6FT = ADJ. 6FT 1/16in SINGLE SUSPENSION 5in CANOPY SET WITH Y DOUBLE KEY-HOLE END CONNECTORS, POWER SIDE WITH SJTW18/5 WHITE CORD

Factory-Installed Options:

Blank = No Option For Accessories
OPT-EM-FM1INT = INTERNAL EMERGENCY BACKUP BATTERY
OPT-SEN-2US = ULTRASONIC BI-LEVEL DIMMING (REMOTE NOT NEEDED)
OPT-HBC-125TL-WH = NEMA TWIST-LOCK PLUG 8FT, 15A, 125V
OPT-HBC-277TL-WH = NEMA TWIST-LOCK PLUG 8FT, 15A, 277V
OPT-HBC-125SB-WH = STRAIGHT BLADE PLUG 10FT, 15A, 125V, 3-CONDUCTOR 18AWG
WEC-3RC = OPTIONAL REMOTE
OPT-FWH-63 = 6FT 3-WIRE WHIP
OPT-FWH-65 = 6FT 5-WIRE WHIP

ACCESSORIES:



FACTORY-INSTALLED OPTIONS:

